



SUMMER HOLIDAY

ASSIGNMENT


DSB International Public School

Gumaniwala, Rishikesh



SESSION: 2026-27

 Student's Name: _____

 Class & Section: **Class 2** _____

 Roll Number: _____

 Teacher's Name: _____

Learning is fun
when we explore,
imagine, and create! ♥



☀️ A Journey Of Learning and Fun ☀️



Dear Parents,

Knowledge is power and to impart it righteously to our children, we have carefully and meticulously designed the **Summer Assignment**. It is to create a spirit of enquiry, creativity and sensibility among the students to foster an outlook that helps them explore and discover. Summer vacation is the best and fruitful time for learning and nurturing creativity. The major emphasize is laid on **Learning By Doing** It is a time of the year again we can do things which we missed during regular routine days.

- * Get up early in the morning, see the rising Sun and do the exercise.
- * Go for nature walk with parents.
- * Respect your elders and spend time with them.
- * Practice reading daily in English and Hindi.
- * Sow some seeds in your garden, take care of the plants and observe their growth.
- * Play your favourite game and sports regularly.
- * Enhance your skills and develop a hobby.
- * Keep your surroundings clean by minimizing the wastage of resources like water, electricity and fuel.

Instructions for holiday homework-

- * The homework must be done systematically as per the given instructions.
- * Parents can be the facilitators of the child but it must be the efforts of the child.
- * Holiday homework would be assessed on the basis of neatness, presentation and originality of ideas.
- * It would be graded as **Subject Enrichment Activity**.

ART

Make any craft of your choice by using pista shell (Rose, Orchid and Iris)



Make any craft of your choice by using match stick (Daffodil and Lily)



Make any craft of your choice by using white paper plate ,colours and mirror
(Sunflower and Lotus)



ENGLISH



Write five sentences about your favourite season

1. _____
2. _____
3. _____
4. _____
5. _____

Choose from the box and complete the sentences. Also add the correct punctuation mark at the end.

our president are sisters her hair
to the market singing at the function some cheese
the blue planet in the world

1. Guneet is _____

2. Ila and Uma _____

3. What is the name of _____

4. My mother is combing _____

5. The mouse is looking for _____

6. The Earth is also called _____

7. The Mount Everest is the highest peak _____

8. After lunch we went _____

Arrange the following words in the order that they make complete sense:

1. are my toys these.

2. milk cow us gives.

3. a lamb little had Mary.

4. elders your always respect should you.

5. you where are going?

6. seven weeks are a in there days.

7. games love children play to.

8. beast donkey a burden of is.

9. sat wall on Humpty Dumpty a.

10. make noise a not do.

NOUN

Q. Read the words and write at the correct place: -

mother

elephant

banana

bedroom

bear

socks

bag

farm

sister

goat

nurse

sheep

teacher

clock

home

horse

school

grandpa

classroom

eraser



PERSON

PLACE



THING



ANIMAL

HINDI



अपना चित्र चिपकाओ ।

मेरा परिचय

1. मेरा नाम

2. मेरी उम्र

3. मेरा जन्मदिन


4. मेरा प्रिय भोजन

5. मेरा प्रिय रंग

6. मेरा प्रिय खेल

* किन्ही दो व्यक्तियों , वस्तुओं , स्थानों और जानवरों /पक्षियों के चित्र बनाइए या चिपकाइए ।

व्यक्तियों के चित्र





वस्तुओं के चित्र



स्थानों के चित्र



जानवरों / पक्षियों के चित्र



चित्र को देखकर दिये गए शब्दों की सहायता से पाँच वाक्य बनाइये । *

लड़की	पढ़	गेंद	पेड़	बच्चे
-------	-----	------	------	-------



.....

.....

.....

.....

.....

.....

MATHS

*** Write the numbers in words:**

i) 950

ii) 625

iii) 780

iv) 996

v) 520

*** Write the words in numbers:**

i) Seven hundred ninety-four

ii) Four hundred eighteen

iii) Nine hundred ninety-six

iv) One thousand

v) Eight hundred eighty-one

ORDERING NUMBERS

ORDER THE FOLLOWING NUMBER FROM **Greatest to Least**

122	134	861	277
-----	-----	-----	-----

..... ; ; ;

183	314	683	473
-----	-----	-----	-----

..... ; ; ;

888	133	944	115
-----	-----	-----	-----

..... ; ; ;

535	877	649	956
-----	-----	-----	-----

..... ; ; ;

376	435	478	550
-----	-----	-----	-----

..... ; ; ;

643	388	953	433
-----	-----	-----	-----

..... ; ; ;

426	754	546	912
-----	-----	-----	-----

..... ; ; ;

303	449	811	254
-----	-----	-----	-----

..... ; ; ;

406	943	267	612
-----	-----	-----	-----

..... ; ; ;

Add the following-

$$\begin{array}{r} \text{T O} \\ 44 \\ + 36 \\ \hline \\ \hline \end{array}$$

$$\begin{array}{r} \text{T O} \\ 39 \\ + 22 \\ \hline \\ \hline \end{array}$$

$$\begin{array}{r} \text{T O} \\ 12 \\ + 49 \\ \hline \\ \hline \end{array}$$

$$\begin{array}{r} \text{T O} \\ 24 \\ + 37 \\ \hline \\ \hline \end{array}$$

$$\begin{array}{r} \text{T O} \\ 39 \\ + 37 \\ \hline \\ \hline \end{array}$$

$$\begin{array}{r} \text{T O} \\ 34 \\ + 67 \\ \hline \\ \hline \end{array}$$

$$\begin{array}{r} \text{T O} \\ 54 \\ + 48 \\ \hline \\ \hline \end{array}$$

$$\begin{array}{r} \text{T O} \\ 57 \\ + 27 \\ \hline \\ \hline \end{array}$$

$$\begin{array}{r} \text{T O} \\ 73 \\ + 39 \\ \hline \\ \hline \end{array}$$

Write the following tables

7	x	1	=	7

8	x	1	=	8

9	x	1	=	9

12	x	1	=	12

EVS

Scavengers Hunt

Theme: Natural Things Around Me

Hello Little Explorer! Find these natural things in your garden, park or balcony.

(Paste or draw)

1. Something green.



2. Something rough.




3. Something that smells nice.




4. Something from a tree.




5. Something very tiny.



6. Something yellow.



❖ Draw what the sky looks like today



*** Who am I? Read the clues and write the names of the people who help us to build a house.**




1. I fix taps and water pipes.



2. I fix electric wires.

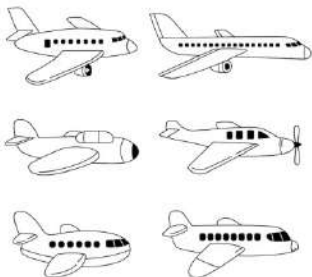


3. I draw the design of a house.

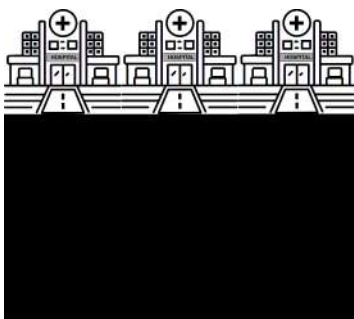


4. I make and repair things of wood

* Write the names of places where we see the following things.








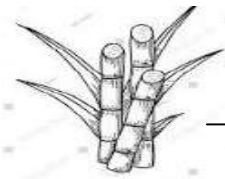


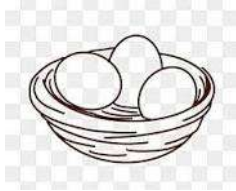




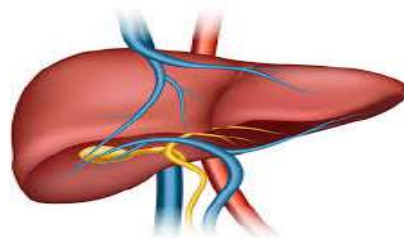
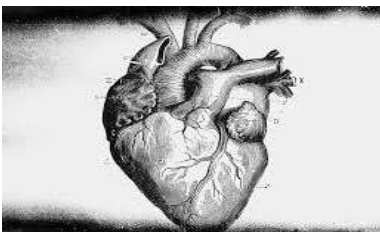
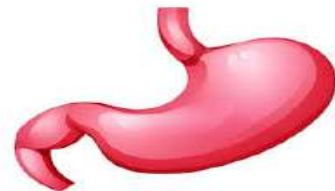


SCIENCE

* Recognise the picture as Body - building , Protective or Energy giving food.



* Recognise and write the names of internal body organs.



*** Solve the riddles. Fill the words according to the help box.**

Air	Tree	Climber	Water	Plant
------------	-------------	----------------	--------------	--------------

i. I am tall and strong, with a trunk so wide. Birds and squirrels love to hide. What am I ?

Ans. _____

ii. I grow in a pot or in the ground, I have leaves but I am not a crown. What am I?

Ans. _____

iii. I am all around, you can't see me, I help you breathe and fly a kite to free. What am I?

Ans. _____

iv. I come down as a gentle mist, or a river in a twist. I can be a waterfall or a calm stream. What am I?

Ans. _____

v. I am green and I climb up a wall, sometimes I bloom .What am I?

Ans. _____

*** Find wild animals name from the given grid. (Any four)**

L	B	E	A	R
T	I	G	E	R
M	F	O	X	T
S	U	C	N	Z

*** Draw a beautiful poster on Save Water / Save trees**

