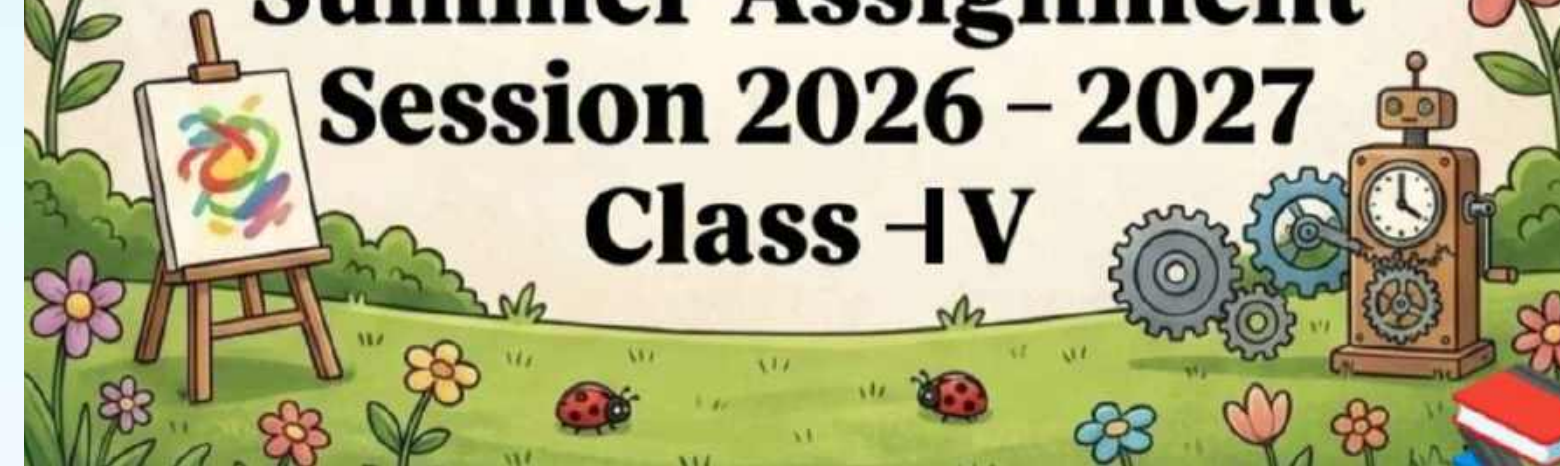




DSB International Public School
Rishikesh



Summer Assignment
Session 2026 – 2027
Class -IV

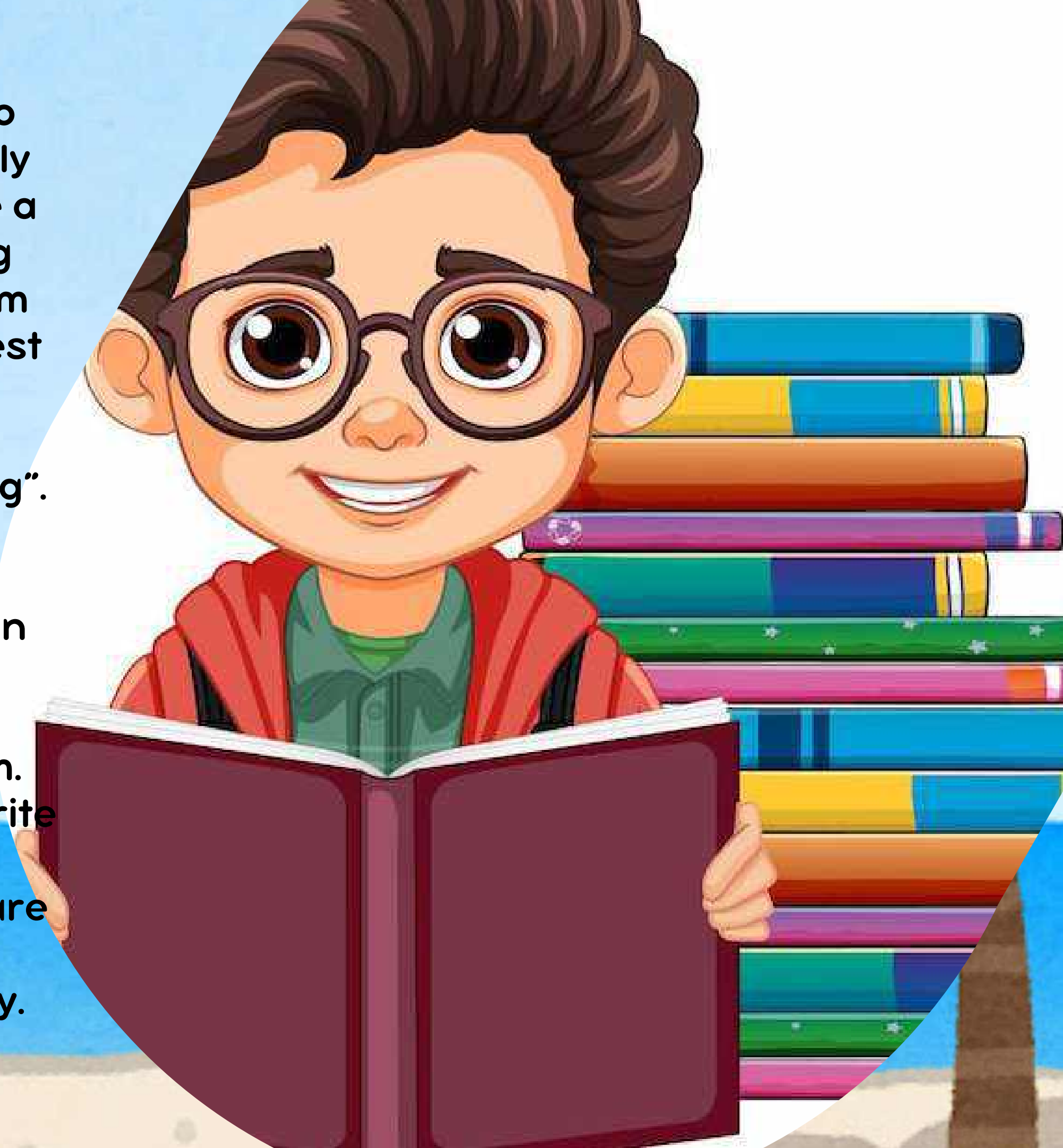


Dear Parents,

Knowledge is power and to impart righteously to our children, we have carefully and meticulously designed the Summer Assignment. It is to create a spirit of enquiry, creativity and sensibility among the students to foster an outlook that helps them explore and discover. Summer vacation is the best and fruitful time for learning and nurturing creativity.

The major emphasis is laid on "Learning By Doing". It is a time of the year again we can do things which we missed during regular routine days.

- ★ Get up early in the morning, see the rising Sun and do the exercise
- ★ Go for nature walk with parents.
- ★ Respect your elders and spend time with them.
- ★ Read at least one book of your choice and write review.
- ★ Sow some seeds in your garden/pots, take care of the plants and observe their growth.
- ★ Play your favourite game and sports regularly.



Instructions for holiday homework

★ The homework must be done systematically as per the given instructions.

★ Parents can be the facilitators of the child but it must be the efforts of the child.


★ Holiday homework would be assessed on the basis of neatness, presentation and originality of ideas.

★ It would be graded as *Subject Enrichment Activity.

We look forward to your cooperation and support in making this summer vacation a joyful journey of learning, creativity, discipline, and personal growth for every child.



Social Studies




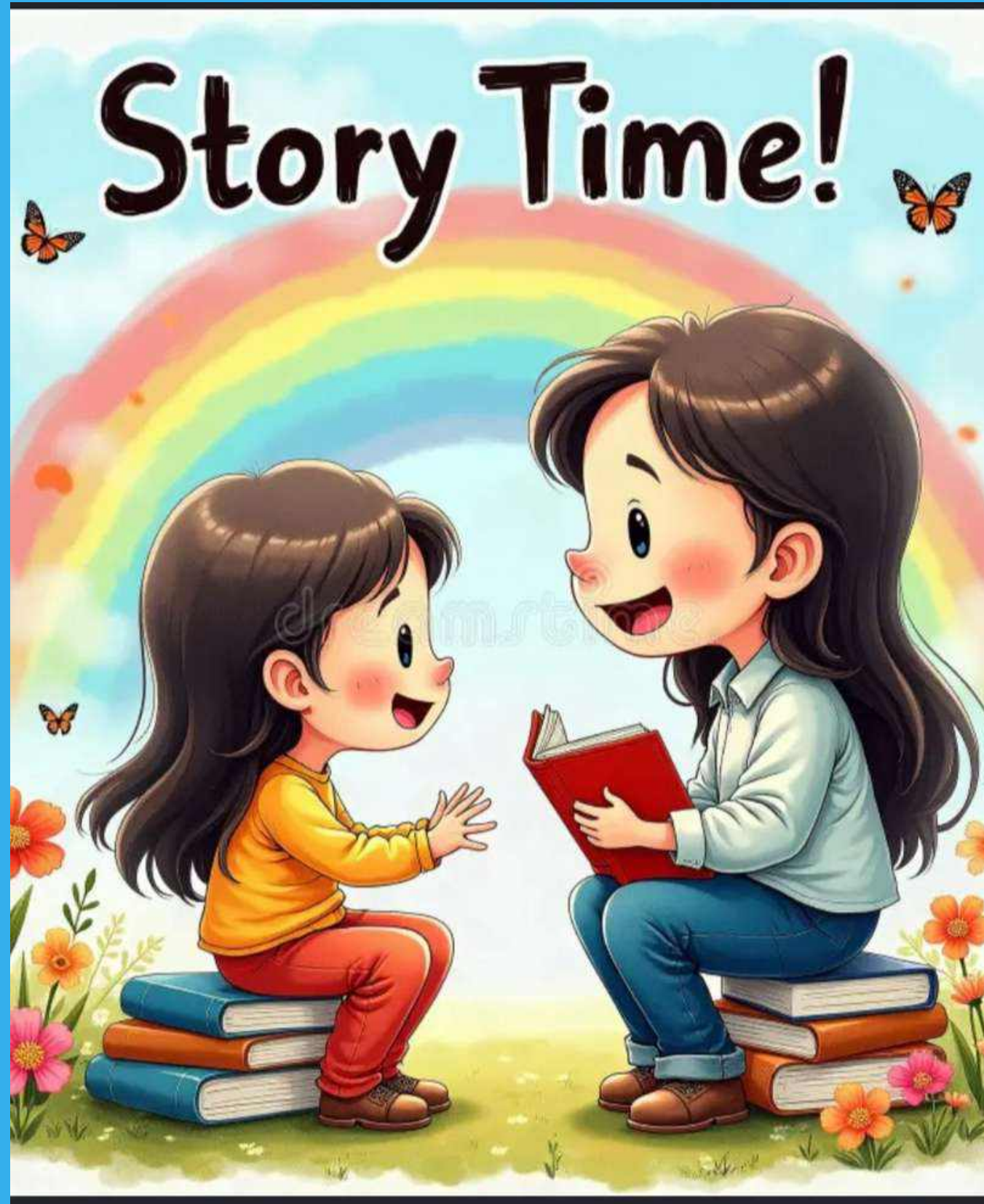
- Do the work in a scrap book-
1. Landforms : Paste pictures of:
 - *Mountains* - cotton and clay
 - *Plains* - green paper
 - *Plateaus* - brown paper
 - *Deserts* - sand or yellow paper
 - *Islands* - blue paper

Write 2–3 facts about each landform.

2. Choose one Indian state and make a “Travel Book” showing. (Its climate, culture, food, dresses, tourist places.

3. On a Political map of India mark all states and their capitals in a creative way.





English Story Telling Competition

Inter - House English StoryTelling Competition will be held after the vacation. Kindly prepare the given story according to your house. The best candidate will be selected for the competition.

The link for English Stories is given below 📌

https://drive.google.com/file/d/1xfuji3vyp_M5xYmCTzKOZt0tVVzOS2pT/view?usp=sharing

★ Maths ★



1. Learn & write tables 2 to 15 on A-4 sheet using coloured pens neatly.

2. Hands on learning activity – Make a decorative clock using cardboard and paper plate.

Write numbers in the clock in Roman Numbers.


3. Do Mental Maths Corner – Ch-1 (Number & Numeration) – Pg-24, Ch-2 (Roman Numerals) –Pg-29, Ch-3 (Addition) – Pg-37, Ch-4 (Subtraction) – Pg-48.

(Note: Mental Maths Corner to be done in book only.)

4. PDF of the computational thinking and AI has been sent to you. Kindly get a printout and arrange for spiral binding.

5. Take printouts and solve logical and reasoning worksheet. Download the worksheet from the link given below 📌

https://drive.google.com/file/d/1WkkNP32F_XP_wI5_OY6UMiVwdHbjmXLD/view?usp=sharing



Section A & B

Desk Organizer: Create a creative desk organizer using waste materials such as cardboard, old boxes, and empty paper rolls. Decorate it creatively.



Section C & D

Paper Plate Craft : Make a decorative item using a paper plate (e.g., a wall hanging, a decorative sun, or an animal face).



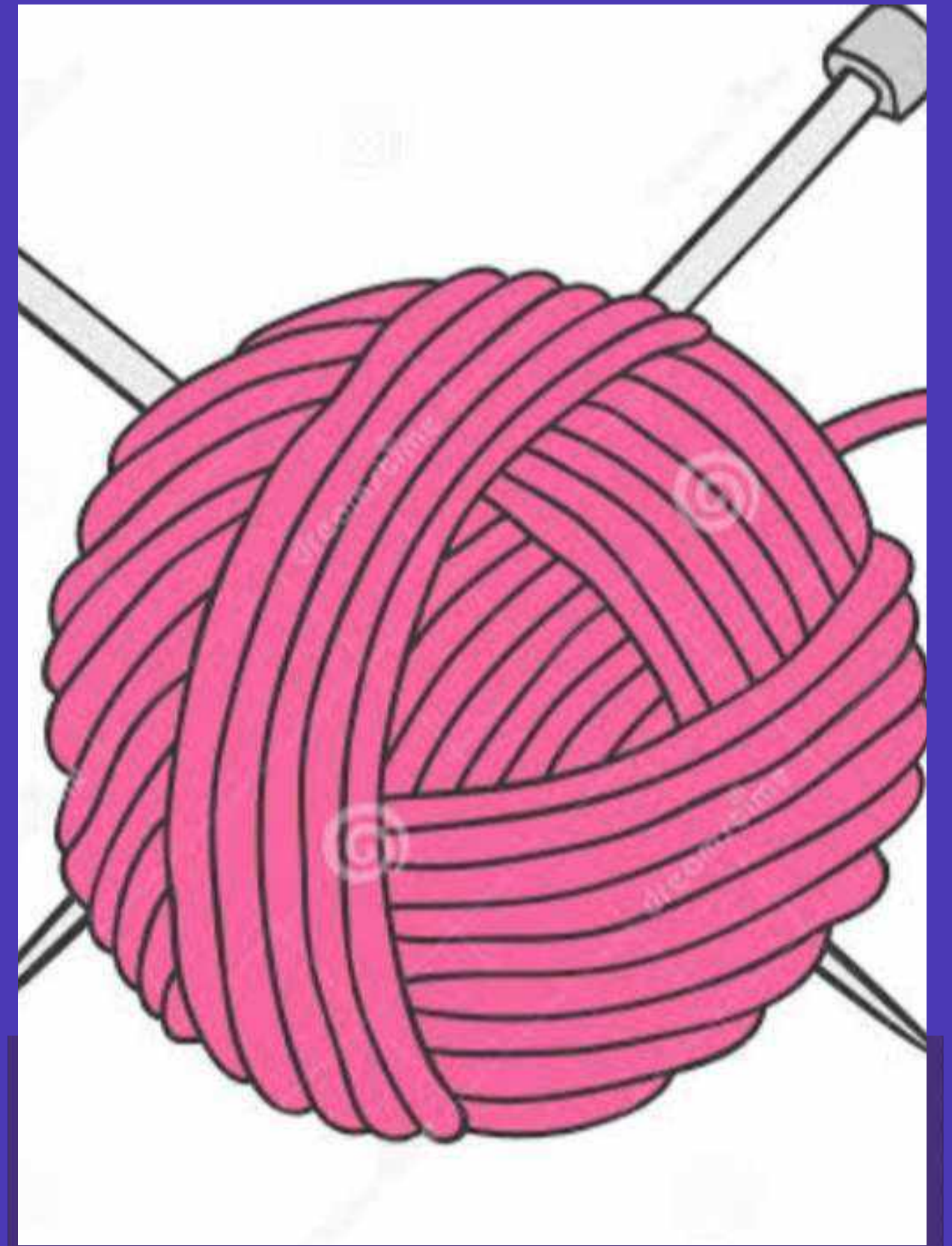
Section E, F

Colorful Paper Bag
Make a sturdy paper bag using colorful chart paper or neon sheets. Decorate it with patterns, glitters, or cut-outs.



Section G, H

Create a decorative or useful item using wool (yarn) or old clothes.
(Examples: A handmade doll, a small basket, or a wall hanging).



MANDATORY FOR ALL STUDENTS

Bookmark : Create a beautiful and creative bookmark for your books.

Make charts on A2 sheets

SECTIONS

**A-Health and Hygiene
B- Raksha Bandhan
C- Janmashtami**

SECTIONS

**D-Independence Day
E-Wild Life Conservation
F-India: Unity in
Diversity**

SECTIONS

**G-Border Warriors
H-Our Community Helpers**

Art and Craft

Important Instructions:

1. Innovation: Students are encouraged to use recycled materials from home.

2

Neatness: The final project should be neat, clean and well-presented.

3

Labelling: Please mention your Name, Class, and Section clearly on each project.

HAVE A
HAPPY
AND SAFE
SUMMER
VACATION



Principal