



DSB International Public School

Rishikesh



Name : _____

Class I Sec: _____

☀️ A Journey Of Learning and Fun ☀️



Dear Parents,

Knowledge is power and to impart it righteously to our children, we have carefully and meticulously designed the **Summer Assignment**. It is to create a spirit of enquiry, creativity and sensibility among the students to foster an outlook that helps them explore and discover. Summer vacation is the best and fruitful time for learning and nurturing creativity. The major emphasize is laid on **Learning By Doing** It is a time of the year again we can do things which we missed during regular routine days.

- * Get up early in the morning, see the rising Sun and do the exercise.
- * Go for nature walk with parents.
- * Respect your elders and spend time with them.
- * Practice reading daily in English and Hindi.
- * Sow some seeds in your garden, take care of the plants and observe their growth.
- * Play your favourite game and sports regularly.
- * Enhance your skills and develop a hobby.
- * Keep your surroundings clean by minimizing the wastage of resources like water, electricity and fuel.

Instructions for holiday homework-

- * The homework must be done systematically as per the given instructions.
- * Parents can be the facilitators of the child but it must be the efforts of the child.
- * Holiday homework would be assessed on the basis of neatness, presentation and originality of ideas.
- * It would be graded as **Subject Enrichment Activity**.

ART

Make any craft of your choice by using plastic bottle. (Daisy and Blue Bell)



Make any craft of your choice by using tissue paper and clay. (Tulip and Zinnia)



Make any craft of your choice by using different colourful stripes. (Marigold and Jasmine)



ENGLISH

- * Revise all the written work done in notebook.
- * Write poem **Butterfly** (page no. 63) in a cursive writing in your English notebook.
- * Write Five lines on 'My Mother' in your English notebook.
- * **English Story Telling Competition** will be held on **10th July26**. Students will have to learn stories given by Class teacher.

Fill-

a or an?



..... **elephant**



..... **unicorn**



..... **car**



..... **acorn**



..... **lemon**



..... **teacher**



..... **ice cream**



..... **oven**



..... **umbrella**



..... **eye**



..... **house**



..... **pencil**

Name the Picture

Write down the word of the picture you see



















Animal Sounds worksheet

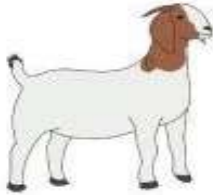
Circle the Correct option.




- Moo
- Meow



- Oink
- Neigh



- Bleat
- Oink



- Quack
- Roar



- Bark
- Neigh



- Roar
- Ribbit



- Moo
- Meow



- Trump-et
- Hoot



- Bark
- Cluck



- Moo
- Ribbit

HINDI

1. "मेरा परिचय" पर 6 वाक्य अपनी कार्य पुस्तिका (**notebook**) में लिखो ।
2. दी गयी कविता को हाव भाव व लय के साथ याद करें ।
3. व्याकरण की पुस्तक में पृष्ठ संख्या 7 से 31 तक कार्य करें ।

पढ़ें और रंग भरें

वाक्य को पढ़िए और वाक्य के अनुसार चित्र में रंग भरिए।

Read the sentence and color the picture to match the sentence.



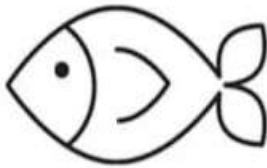
टोपी भूरे रंग की है।



पक्षी पीला है।



पेड़ हरा है।



मछली का रंग नीला है।



दुपट्टा बैंगनी रंग का है।



सेब लाल है।

चित्र देखकर नीचे दिये गए वर्ग में से शब्द छांटकर उन में रंग भरो ।

चा	अ	सा	ह	म	न	ट	द
फ	ना	ल	आ	स	न	मा	अ
जा	र	ब	म	य	षा	ट	ना
म	ख	वा	भ	गा	ज	र	ना
ट	घ	पा	ल	क	छा	र	स
का	झा	फ़	जा	आ	गा	ल	हा



चित्रों के नाम लिखकर अनुच्छेद पूरा करो।


एक  था। घर की 
..... पर  के पेड़ की छाया
थी। राम छाया में बैठकर 
पढ़ता था। एक बार एक 
राम के ऊपर गिरा। राम के 
खराब हो गए। राम  पर
जाकर नहाया। फिर 
छा गए। पानी बरसा। राम ने बारिश में
एक  रख दिया। टब
भर गया।



संज्ञा (Noun)

चित्रों को देखें और यदि वे कोई व्यक्ति, स्थान या वस्तु हैं तो सही संज्ञा शब्द चुनें और प्रत्येक चित्र में रंग भी भरें।

Look at the pictures and choose the correct noun if they are a person, place or thing and also colour each picture.



जानवर

स्थान

वस्तु



व्यक्ति

स्थान

वस्तु



व्यक्ति

स्थान


वस्तु



व्यक्ति

स्थान


वस्तु



व्यक्ति

स्थान

वस्तु



जानवर

स्थान

वस्तु

MATHS

* Write counting from 201 to 300.

* Learn and write tables 2 to 5.

Let's add the numbers

$\begin{array}{r} 10 \\ + 12 \\ \hline \end{array}$	$\begin{array}{r} 13 \\ + 23 \\ \hline \end{array}$	$\begin{array}{r} 24 \\ + 12 \\ \hline \end{array}$
$\begin{array}{r} 33 \\ + 15 \\ \hline \end{array}$	$\begin{array}{r} 14 \\ + 35 \\ \hline \end{array}$	$\begin{array}{r} 44 \\ + 22 \\ \hline \end{array}$
$\begin{array}{r} 50 \\ + 32 \\ \hline \end{array}$	$\begin{array}{r} 82 \\ + 17 \\ \hline \end{array}$	$\begin{array}{r} 35 \\ + 22 \\ \hline \end{array}$

Double with single digit addition

$$\begin{array}{r} 76 \\ + 2 \\ \hline \end{array}$$

$$\begin{array}{r} 62 \\ + 6 \\ \hline \end{array}$$

$$\begin{array}{r} 74 \\ + 3 \\ \hline \end{array}$$

$$\begin{array}{r} 23 \\ + 6 \\ \hline \end{array}$$

$$\begin{array}{r} 34 \\ + 5 \\ \hline \end{array}$$

$$\begin{array}{r} 40 \\ + 4 \\ \hline \end{array}$$

$$\begin{array}{r} 90 \\ + 5 \\ \hline \end{array}$$

$$\begin{array}{r} 22 \\ + 1 \\ \hline \end{array}$$

$$\begin{array}{r} 31 \\ + 6 \\ \hline \end{array}$$

$$\begin{array}{r} 34 \\ + 3 \\ \hline \end{array}$$

$$\begin{array}{r} 72 \\ + 2 \\ \hline \end{array}$$

$$\begin{array}{r} 40 \\ + 8 \\ \hline \end{array}$$

$$\begin{array}{r} 24 \\ + 5 \\ \hline \end{array}$$

$$\begin{array}{r} 52 \\ + 5 \\ \hline \end{array}$$

$$\begin{array}{r} 70 \\ + 4 \\ \hline \end{array}$$

$$\begin{array}{r} 42 \\ + 6 \\ \hline \end{array}$$

$$\begin{array}{r} 30 \\ + 7 \\ \hline \end{array}$$

$$\begin{array}{r} 42 \\ + 7 \\ \hline \end{array}$$

$$\begin{array}{r} 24 \\ + 3 \\ \hline \end{array}$$

$$\begin{array}{r} 90 \\ + 7 \\ \hline \end{array}$$

$$\begin{array}{r} 65 \\ + 2 \\ \hline \end{array}$$

$$\begin{array}{r} 22 \\ + 2 \\ \hline \end{array}$$

$$\begin{array}{r} 62 \\ + 4 \\ \hline \end{array}$$

$$\begin{array}{r} 81 \\ + 7 \\ \hline \end{array}$$

$$\begin{array}{r} 71 \\ + 7 \\ \hline \end{array}$$

Horizontal Subtraction

$15-6=$ _____

$13-7=$ _____

$10-2=$ _____

$11-8=$ _____

$14-5=$ _____

$17-6=$ _____

$12-4=$ _____

$10-5=$ _____

$18-7=$ _____

$11-9=$ _____

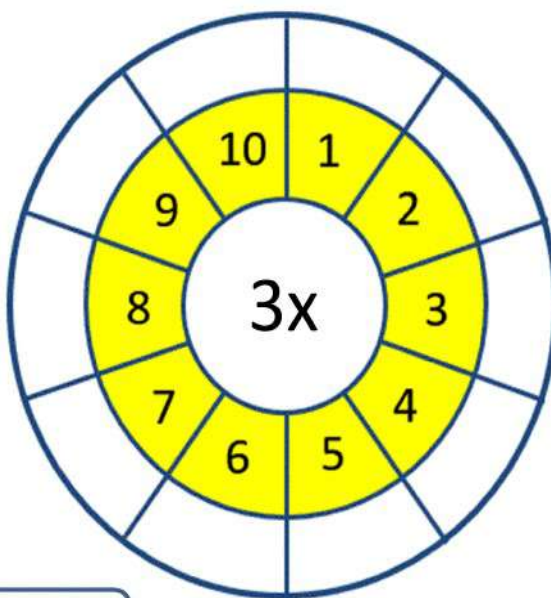
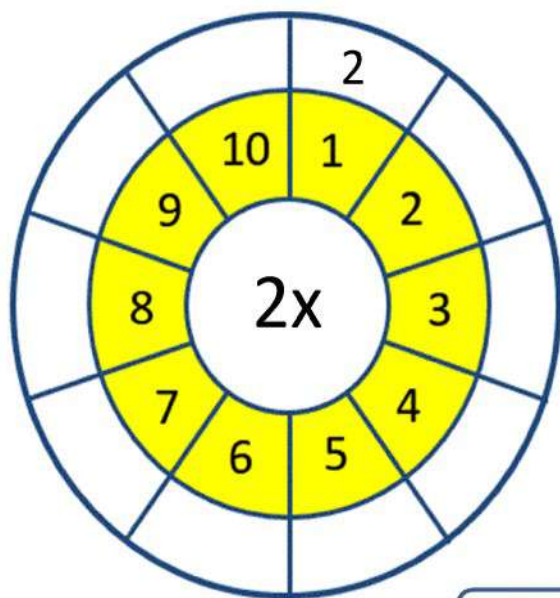
$16-6=$ _____

$19-8=$ _____

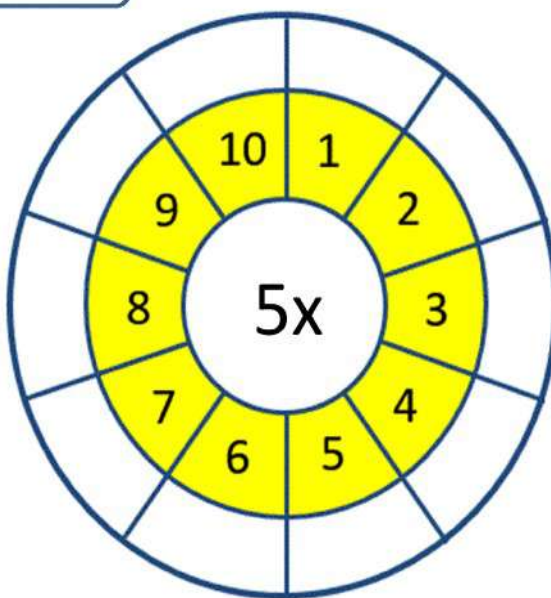
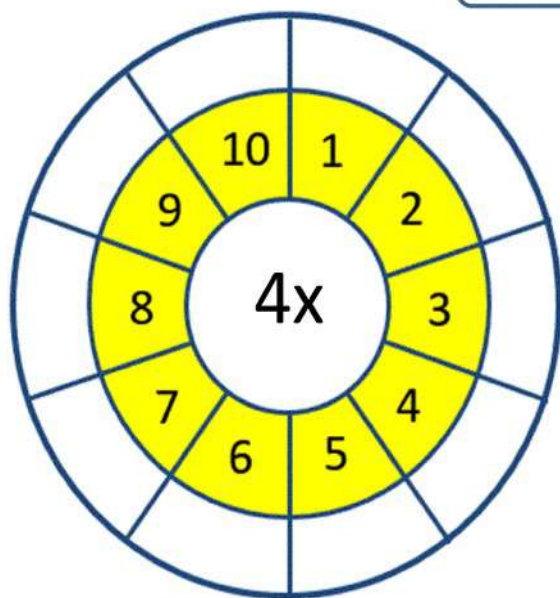
$20-9=$ _____

$18-5=$ _____

Solve the Table Wheel.



UP TO X10



2D Shapes Search

Can you spot the hidden 2D shapes?

Write the number for each shape.




circles	rectangles
squares	triangles
stars	hexagons

EVS

* Draw or paste different types of houses in A4 size sheet.

* Write the names of your family members.




SCIENCE


* Draw or paste any five pictures of healthy and junk food in A4 size sheet.

FOOD WE EAT


* Write the names of fruits, vegetables and cereals in the correct columns:



Cauliflower



apple



mango



rice



wheat



brinjal

Fruits	Vegetables	Cereals
1. _____	1. _____	1. _____
2. _____	2. _____	2. _____

COMPUTER H.W. – Do page No. 10 in your Computer Book. (Colouring Work)