





DSB International Public School
Rishikesh



Summer Assignment
Session 2026 – 2027
Class – V



Dear Parents,
Knowledge is power and to impart righteously to our children, we have carefully and meticulously designed the Summer Assignment. It is to create a spirit of enquiry, creativity and sensibility among the students to foster an outlook that helps them explore and discover. Summer vacation is the best and fruitful time for learning and nurturing creativity.

The major emphasis is laid on "Learning By Doing". It is a time of the year again we can do things which we missed during regular routine days.

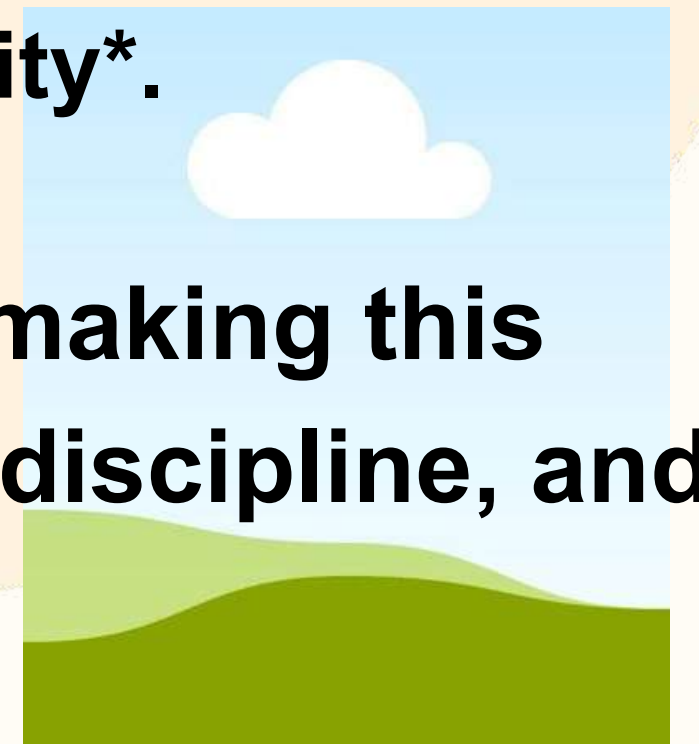

- ★ Get up early in the morning, see the rising Sun and do the exercise
- ★ Go for nature walk with parents.
- ★ Respect your elders and spend time with them.
- ★ Read at least one book of your choice and write review.
- ★ Sow some seeds in your garden/pots, take care of the plants and observe their growth.
- ★ Play your favourite game and sports regularly.



Instructions for holiday homework

- ★ The homework must be done systematically as per the given instructions.
- ★ Parents can be the facilitators of the child but it must be the efforts of the child.
- ★ Holiday homework would be assessed on the basis of neatness, presentation and originality of ideas.
- ★ It would be graded as ***Subject Enrichment Activity***.

We look forward to your cooperation and support in making this summer vacation a joyful journey of learning, creativity, discipline, and personal growth for every child.



English

Do all work in a scrap book-

- 1. Read a book of your choice, write and draw the character sketch of your favourite one.**
- 2. Make your own newspaper.**

***Design a colourful newspaper of two to three pages in scrap book including -**

***News headlines, Weather for one week, Fun Facts, Riddles Advertisement ,Pictures of tourist places of Uttarakhand*.**

3. Write a Thankyou letter to your Parents/ Grandparents/Teachers. Decorate creatively.

4. Recite and learn the poem "The Rainbow".

5. Name "Acrostic Chart" - Write your full name vertically and describe yourself.


Example is given below

R- Responsible

A - Active

V - Virtuous

I - Intelligent






English Story Telling Competition

Inter - House English Storytelling Competition will be held after the vacation. Kindly prepare the given story according to your house. The best candidate will be selected for the competition.

Link for English Stories is given below 📌

<https://drive.google.com/file/d/12u909nXgUJv8sNHslCLLCevjKWuJUuRJ/view?usp=sharing>



★ Maths ★

1. Learn and write tables 2 to 20 on A-4 sheet using coloured pens neatly.
2. Do Mental Maths Corner – Ch-1 (Number & Numeration) – Pg-17, Ch-2 (Roman Numerals) – Pg-21, Ch-3 (Addition & Subtraction) – Pg-28, Ch-4 (Multiplication & Division) – Pg-38.
(Note: Mental Maths Corner to be done in book only.)
3. Art Integrated Activity – With the help of 5 matchsticks, make any 5 Roman Numeral and paste it on A-4 sheet. Make it creative & colourful.
4. PDF of the computational thinking and AI has been sent to you. Kindly get a printout and arrange for spiral binding.
5. Take printouts of logical and reasoning worksheet and solve it.

Download the worksheet from the link given below 📄

https://drive.google.com/file/d/1WkkNP32F_XP_wI5_OY6UMiVwdHbjmXLD/view?usp=sharing



Science

“Young Scientists on a Summer Adventure”



1. Perform any one experiment under the guidance of parents and record a video:

- ★ Floating and sinking
- ★ Fun with magnets
- ★ Air occupies space
- ★ Rainbow in a glass
- ★ Water purification (sedimentation)

“Explore, create, discover” Do the following work in scrap book. 📌

2. Paste pictures of any 5 wild animals and write about their super senses and amazing facts of each animals.
3. Write about organisation ISRO and about Chandrayaan -3 mission (paste pictures related to them)
4. Awareness campaign on Save Water/Protect Animals/Conserve energy by creating posters with slogan.



Section A & B

Warli Art on Paper Plate
Paint a paper plate with
brown colour.

Once it is dry, use white paint
to create traditional Warli Art
figures and patterns.




Section C & D

Useful Jute/ Rope Craft
Create a functional item
using rope, cord and jute
Suggestions: A small door
mat, a decorative pot cover,
or a braided bracelet).



Section F ,G & H

Waste Material Recycling
Create decorative items
using waste plastic bags
(polythene).



Section E & I

Foil Paper Craft

Create a shiny creative model or art piece using aluminium foil paper.



MANDATORY FOR ALL STUDENTS

Make a creative chart on A2 sheet.

SECTIONS

- A - Health and Hygiene
- B - Raksha Bandhan
- C - Janmashtami

SECTIONS

- D - Independence Day
- E - Wild Life Conservation
- F - India: Unity in Diversity

SECTIONS

- G - Border Warriors
- H - Our Community helper
- I - Space World

Art and Craft

Important Instructions:

1. Innovation: Students are encouraged to use recycled materials from home.

2

Neatness: The final project should be neat, clean and well-presented.

3

Labelling: Please mention your Name, Class, and Section clearly on each project.

HAVE A
HAPPY
AND SAFE
SUMMER
VACATION



Principal